

Access ACS Release Notes - May 2015

In the May 2015 release of Access ACS, we've made the following enhancements and corrections.

Focus on...

Event Registration

Event Registration on the go. We realize that a large percentage of event registrations come from mobile devices, and you can now easily register from anywhere with ACS Pay Plus. For free or paid events, the registration page works well on your phone, tablet, or computer screen.

We've updated drop-down lists and resized buttons for your fingers, moved buttons to reduce scrolling, and made other changes to improve your experience. When you include Web Links from the Event Setup Expert on your site, they are responsive as well.

These changes display for ACS Pay Plus clients registrants' only. To learn more, see [ACS Pay Plus](#).

Signing up for additional sub-events. Members or attendees who register for events through Access ACS can sign up for additional subevents without having to cancel the previous registration and sign up again.

This is helpful if you use event registration for a conference with a series of talks, as registrants may want to sign up for additional talks (or sub-events) after attending others. It's also great for those who register for events to receive early-bird pricing, because they may not know which sub-events they want to attend when they register.

The screenshot shows a registration interface for a 'Winter Carnival' event. It features a 'Select Sub-Events' section with two registrants: Howie Abraham and Virginia Abraham. Each registrant has two sub-event options: 'Children's painting class' and 'Children's Musical'. The 'Children's painting class' is priced at \$30.00 for regular registration, while 'Children's Musical' is free. A 'Sub-Event Total' of \$60.00 is displayed at the bottom. On the right side, a summary shows a 'Total Cost' of \$80.00, 'Amount Paid' of \$0.00, and 'Amount Due' of \$80.00. Navigation buttons for '<< Back' and 'Next >>' are located at the bottom right.

Winter Carnival		view details	
Select Sub-Events			
Howie Abraham		Price	
Children's painting class	Regular Registration \$30.00	\$30.00	
Children's Musical	Regular Registration (Free)	--	
Virginia Abraham		Price	
Children's painting class	Regular Registration \$30.00	\$30.00	
Children's Musical	Regular Registration (Free)	--	
Sub-Event Total: \$60.00			
			<< Back Next >>

Changing answers to event registration questions. Members and attendees can change their answers to questions related to sub-events.

Signing up for additional supplies. Registrants can purchase additional supplies without having to cancel the previous registration.

With this feature, registrants can add new supplies or purchase additional quantities. For example, suppose you offer t-shirts as a supply for VBS registration. Parents may complete their child's registration without purchasing shirts, then decide to add one or more later.

Winter Carnival [view details](#)

Total Cost: \$97.00
Amount Paid: \$0.00
Amount Due: \$97.00

Supplies

Howie Abraham

Winter Carnival

1	\$10.00	T-Shirt (Sold Out)
<input type="text" value="1"/>	\$12.00	Hat
<input type="text" value="1"/>	\$5.00	Photo
		\$27.00

Virginia Abraham

Winter Carnival

	\$10.00	T-Shirt (Sold Out)
<input type="text" value="0"/>	\$12.00	Hat
<input type="text" value="1"/>	\$5.00	Photo

Purchased inactive supplies are view only. Supplies that are inactive and were not purchased do not display.

To prevent guests from purchasing supplies that are no longer available, items sold out in Event Registration display as view only.

Phone numbers and e-mail addresses can be unlisted when confirming registrations. When registrants confirm their attendance for events, they can now make their phone numbers or e-mail addresses unlisted without having to update this information in the profile.

When a registrant makes a phone number or e-mail address unlisted, the changes are effective when the administrator approves the change request to update the information.

Update Contact Information

Annie Abraham [edit](#)

Willow Branch Acres [edit](#)
 3082 W Court Ave
 Florence, SC 29505-7414

843-555-6820 [edit](#)

E-mail Address Personal
 This is listed as your preferred contact e-mail address.

Make this e-mail address unlisted

Inactive supply capacities can be blank. As an administrative user, when you mark a supply inactive, you do not need to change the quantity.

For example, suppose your organization sold hats for an event, then later found the hats were defective and decided not to sell them anymore. You didn't enter a maximum quantity when adding the supply. You cannot delete the supply, but you can enter the number of hats sold in the **Supply Capacity** field, or leave it blank, then mark the supply inactive. You cannot enter a number less than the number sold.

Purchased supplies cannot be modified. Once a registrant has purchased a supply, administrative users cannot change the supply's cost per unit or tax rate. This way, when registrants edit their registrations, they are not charged a higher price for supplies already purchased at a lower rate.

As an administrative user, if you must change the supply's cost per unit or tax rate, you must make the supply inactive and create a new one.

Deleting Event Registrations. When a guest accidentally registers for an event twice, or both parents register the same child for an event, administrators can [delete a registration](#) in the **Seats Sold** area of the Event Setup Expert. Deleting a registration permanently removes the registration from the event, and the registrant is not notified via e-mail.

Administrators can only delete registrations if no online payments were made. If the **Payment Status** is **Refund Due**, you cannot delete the registration until the refund has been processed. Deleting a registration cannot be reversed. **DM-5241**

Selecting deposit accounts for Online Giving funds. As an administrator managing funds in Online Giving Setup, you can now select which deposit account you want to use for the online giving fund. This is helpful if your organization has multiple accounts, such as separate checking accounts for the building fund, general fund, and summer camps. You won't have to make journal entries to move money into separate accounts. These changes display for ACS Pay Plus clients only. To learn more, see [ACS Pay Plus](#) .

Select Funds for Online Giving

Annual Appeal	<input checked="" type="checkbox"/>	Deposit Account: Chase Bank
Annual Evangelism Event	<input type="checkbox"/>	Deposit Account:
Annual Missions Offering	<input type="checkbox"/>	Deposit Account:
Bldg. Usage Fees	<input type="checkbox"/>	Deposit Account:
Breaking New Ground	<input checked="" type="checkbox"/>	Deposit Account: First Citizens Savings Account
Budget	<input checked="" type="checkbox"/>	Deposit Account: Chase Bank
Camper Lot Rent	<input type="checkbox"/>	Deposit Account:
Campground Min. Offering	<input type="checkbox"/>	Deposit Account:
D-Together We Build	<input type="checkbox"/>	Deposit Account:
FLC Loan Princ Reduction	<input type="checkbox"/>	Deposit Account:
Flood Relief	<input type="checkbox"/>	Deposit Account:
Flower Reimbursement	<input checked="" type="checkbox"/>	Deposit Account: First Citizens Savings Account
Gladys Green Memoria	<input type="checkbox"/>	Deposit Account:
Habitat	<input checked="" type="checkbox"/>	Deposit Account: SPC
Habitat for Humanity	<input type="checkbox"/>	Deposit Account:
Harry James Memorial	<input type="checkbox"/>	Deposit Account:
Hurricane Relief	<input checked="" type="checkbox"/>	Deposit Account: Chase Bank
International Missions	<input checked="" type="checkbox"/>	Deposit Account: Chase Bank
John Smith Memorial	<input type="checkbox"/>	Deposit Account:
Landscape	<input checked="" type="checkbox"/>	Deposit Account: Chase Bank

If you don't select an account, the online giving fund defaults to the account selected in **Admin > Merchant Account Profile**.

Welcome, Administrative User [Help Centers](#) [Report a Problem](#) [More Info](#) [Sign Out](#)

Directories **Groups** **Events** **Giving** **Serving** **Reports** **Statistics** **Admin**

Name: "ACS Payments Service" *Version*: "2014.16.0.1060" *CurrentDateTime*: "2014-09-18T15:31:15.4328-04:00" *Last*: "2014-09-18T15:30:36.6512-04:00"

Merchant Account Profile

Online Giving is using Account: Chase Bank

Event Registration is using Account: Wells Fargo Checking Account

<p>Approved</p> <p>Name: Chase Bank</p>	<p>Approved</p> <p>Name: Wells Fargo Checking Account</p>
<p>Approved</p> <p>Name: First Citizens Savings Account</p>	<p>Approved</p> <p>Name: SPC</p>

Adding new deposit accounts. You can also add a new deposit account in **Admin > Merchant Account Profile**. If you add another account, you must submit the appropriate paperwork for processing. If you do this, you can select the deposit account you want to use when filtering the Bank Deposit Report. You can view the report for all deposit accounts, too.

Directories Groups Events Giving Serving **Reports** Statistics Admin

Online Giving Report **Bank Deposit Report** Recurring Gifts Online Giving Forecast Migration to ACS Pay Plus

Deposit Account: All Deposit Accounts Print Export

Deposit Date Between: 9/1/2014 and 9/30/2014 Batch Total: BatchID: Receipt Number:

Filter Reset Filters

Batch ID	Deposit Date	Batch Type	Transactions	Batch Total	View Details
15103170	9/11/2014	CC	2	\$103.00	View Details
15103175	9/11/2014	CC	4	\$301.00	View Details
15103180	9/11/2014	CC	3	\$85.00	View Details
15103118	9/10/2014	ACH	8	\$204.00	View Details
15103130	9/10/2014	ACH	4	\$620.00	View Details
15103140	9/10/2014	ACH	1	\$10.00	View Details
15103155	9/10/2014	CC	14	\$757.00	View Details
15103160	9/10/2014	CC	9	\$342.00	View Details

My Giving Summary is Collapsed on the Dashboard. Your privacy is important. When members log into Access ACS, the My Giving Summary section is now collapsed. With this change, contributors can keep their contribution amounts and funds private from any onlookers. Or, if a member shows a family member or friend how to use Access ACS, giving amounts do not display. To expand the giving summary and view year-to-date giving amounts, click **Show Info**. To hide it, click **Hide Info**.

Home Directories Groups Events Giving

I Want to View...

[Available Registrations](#) [My Complete Profile](#)
[My Giving History](#)

I'm interested in...

Tell us about your interests. Click **Select Interests** and let us know about the areas of our ministry you are most interested in. Select Interests

My Calendar Monday, December 08, 2014

<< Previous Next >>

December 2014							January 2015						
Su	Mo	Tu	We	Th	Fr	Sa	Su	Mo	Tu	We	Th	Fr	Sa
30	1	2	3	4	5	6	28	29	30	31	1	2	3
7	8	9	10	11	12	13	4	5	6	7	8	9	10
14	15	16	17	18	19	20	11	12	13	14	15	16	17
21	22	23	24	25	26	27	18	19	20	21	22	23	24
28	29	30	31	1	2	3	25	26	27	28	29	30	31
4	5	6	7	8	9	10	1	2	3	4	5	6	7

My Groups

My Activities

Name	Action
Athletics > Volleyball	I want to... Go
Committees > Education	I want to... Go
Mission Skills > Clerical	I want to... Go
Mission Skills > Education	I want to... Go

My Classes +

My Giving Summary

Hide Giving

2014 Year to Date Giving \$110.00

[My Giving History](#) [Manage Scheduled Giving](#) **Give Now**

My Registrations Show History

My Registrations **My Guest Registrations**

Event	Start Date	End Date	Total Cost	Amnt Paid	Amnt Due	Status
-------	------------	----------	------------	-----------	----------	--------

Updated display for forgiven pledges. Sometimes, members experience personal hardships and are unable to meet their financial responsibilities, your church may choose to forgive their pledge.


We've updated how forgiven pledges display so that members know that they are no longer obligated to fulfill their pledge.

For administrative users, the **Pledge History** tab now displays the word **Forgiven** beside forgiven pledges, and the **Balance** displays \$0.00. This helps administrators differentiate between forgiven pledges and current ones.

Directories Groups Events Giving Serving Reports Statistics Admin

View Individual Connections Giving History Pledge History Print

Annie Abraham



Willow Branch Acres
3082 W Court Ave
Florence, SC 29505-7414
USA
[View Map](#)

843-555-6820
ACSChurchLife+168@gmail.com

Family Members

[Annie Abraham](#)

Total Given to Pledges in 2015 : \$730.00
Remaining Balance: \$500.00

Pledge Summary for 2015 This is NOT your official tax statement.

My Pledges	YTD Given	Total Pledged	Previous Years' Payments	Balance	Progress
Budget Fund	\$700.00	\$1,200.00	\$0.00	\$500.00	58% <div style="width: 58%;"></div>
Camp Scholarships	\$30.00	\$120.00	\$0.00	\$0.00	Forgiven
Totals	\$730.00	\$1,320.00	\$0.00	\$500.00	

Click [here](#) to request a change to an existing pledge.


For members and attendees with rights to view personal pledges, forgiven pledges display similarly on the **My Pledge History** tab.

Welcome, Annie Abraham [Report a Problem](#) [More Info](#) [Sign Out](#)

Home Directories Groups Events Giving Serving

My Profile My Giving History My Pledge History Print

Annie Abraham



Willow Branch Acres
3082 W Court Ave
Florence, SC 29505-7414
USA
[View Map](#)

843-555-6820
ACSChurchLife+168@gmail.com

Family Members

[Annie Abraham](#)

Total Given to Pledges in 2015 : \$730.00
Remaining Balance: \$500.00

[Add Pledge](#) [Give Online](#)

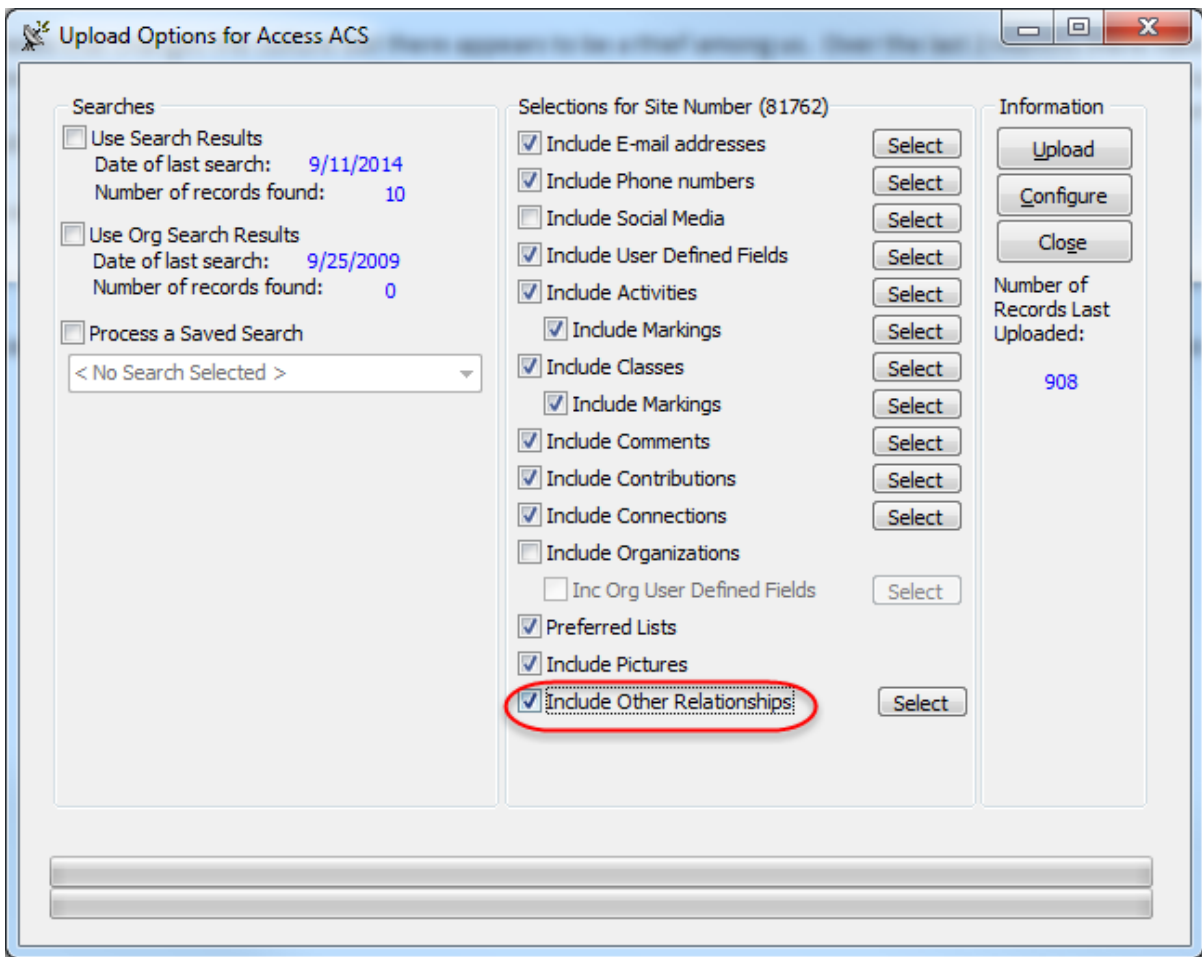
Pledge Summary for 2015 This is NOT your official tax statement.

My Pledges	YTD Given	Total Pledged	Previous Years' Payments	Balance	Progress
Budget Fund	\$700.00	\$1,200.00	\$0.00	\$500.00	58% <div style="width: 58%;"></div>
Camp Scholarships	\$30.00	\$120.00	\$0.00	\$0.00	Forgiven
Totals	\$730.00	\$1,320.00	\$0.00	\$500.00	

Click [here](#) to request a change to an existing pledge.

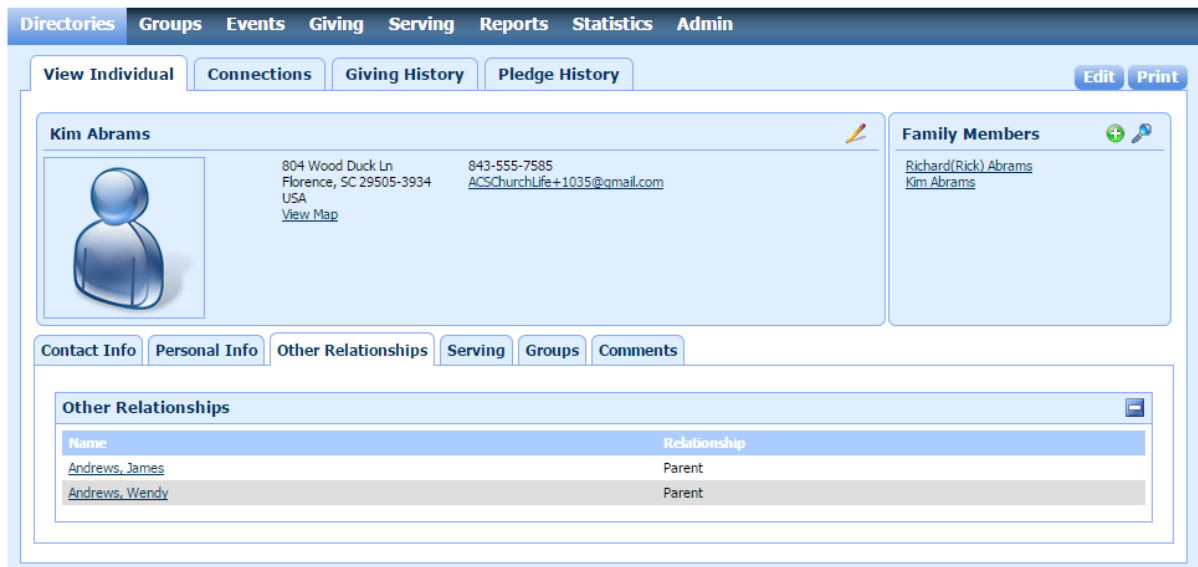
Viewing Other Relationships in Access ACS. When viewing individual information in Access ACS, you can now identify an individual's Other Relationships from ACS People Suite. This lets staff and other members find other family members who do not live in the same household.

First, you'll need to upload records from ACS People Suite and select **Include Other Relationships**. To include only certain relationships in your upload, click **Select** and choose those relationships. Your selections are saved for future uploads.



After your upload, the **Other Relationships** tab displays on an individual's record. This tab is view-only and only displays if an individual has other relationships within ACS People Suite.

You can also click on the individual's name in the grid to visit his or her profile in Access ACS. This new tab helps administrators see who is related without having to "connect the dots".



Other Relationships in Reports. You can also include Other Relationships information when creating individual reports. On the **Display** tab, select **Family**, then **Other Relationships** to include this information on your custom report.

Directories Groups Events Giving Serving Reports Statistics Admin

Shared Reports Private Reports Add New Report

Create Individual Report - Select Records

Records Display Sort Run/Save

Enter the report header name and determine what information about each individual you wish to display in your report. In some cases you also may make choices about how that information is displayed.

Report Name:

Name
 Age
 Contact Information
 Profile

Family Display:
 Family Members & Positions
 Family User-defined Fields
 Other Relationships

Connections
 Small Groups
 Activities
 Classes
 Opportunities


Back Next

Other Relationships in Church Life. You can also view other relationships inside our Church Life app on your mobile device. This is helpful for pastors or members of your visitation team who may need this information when they are away from the church.

Other relationships information is view-only in Access ACS, but you can add or edit relationships inside ACS People Suite.

Ready to go mobile? On the Access ACS Member Login page, we've added a link to learn more about our free mobile app, [Church Life](#).

Church Life lets members give from their smart phone, look up member contact information, add contacts, send texts or call contacts from within Church Life, see directions and maps for home visits, and view events in Access ACS and Facility Scheduler.

When logging into Access ACS, click **Go Mobile**  to learn more or download the app. Church Life is available for iPhone, Android, and Windows Phone.

We fixed the following issues that affected some clients:

- When receiving a receipt for event registration, Outlook 2013 locked up when the registrant tried to preview the email receipt.
- When sending confirmation emails to registrants, the email failed if the contact person used a Yahoo! email address.
- When sending emails to registrants from the **Seats Sold** and **I want to...** areas and entering a **Reply To** address, the email used the original default address instead of the newly entered address.
- Access ACS users could upload any file type for Supplies, which caused an error in Facility Scheduler when non-image files were uploaded.
- When sorting headers in **Events > Event Setup > Registrations**, the header only sorted once. If you sort first in ascending order, then clicked again, the header should have changed to descending order, but it did not.
- When a staff user has full rights to Event Registration and registers a person, different choices for payment options displayed based on the Manage User Accounts option selected for the staff user. When Manage User Accounts was not selected for staff users, the option to select **No Payment - Balance is Due** did not display.
- When setting up an event, if the current date was prior to the first available registration period, administrators could select register from the Event Setup window and select the individual. No register button displayed on the Detail Summary window.
- When custom colors were selected in Event Registration, the window did not display the correct colors in **Event Registration Setup > Seats Sold**. The screen was unreadable.
- When trying to enter payments for multiple guest registrations, the program did not scroll if several registrants were listed.
- Online registration prices ended based on the Eastern Standard Time zone rather than the Access ACS site's time zone.
- After cancelling an event, the links in Event Setup stayed active and users could still register.
- When viewing the Online Giving Report and selecting the print option, an error displayed.
- When replying to the Online Giving receipts email, the address was notifications@accessacs.com instead of the reply to address defined in the Giving Setup receipt section.
- Access ACS did not recognize forgiven pledges.
- When using ACS Pay Plus for online giving, the menu bar text color did not recognize the selection in **Admin > Options > Themes**, it displayed as white.
- The feature to copy the leader of the parent group on all emails in Small Groups Group Detail did not send an email to the leader.
- When exporting the **Directories > Connections > Small Groups** grid, the export did not work.
- The Opportunities list did not display in alphabetical order, even when you clicked on the column header to sort it that way.
- When editing a Special Group and using a Preferred List item, the error, "@PLists is not a parameter for procedure ASR_UpdateSearch" displayed when you tried to edit that special group setting. This error did not display during initial setup.
- When no serving opportunities were available, a message with incorrect wording displayed on the Search Opportunity page.

- DBISAM Engine Errors in table awgrrresf displayed if the small group positions have similar characters.
- When using the Small Groups web link to request more information about a small group, the Small Group Connection email notification link contains a login to complete the connection. However, this link took you to a window to enter a blank connection on the record.
- When members without full rights to each serving category edited serving attributes, only the attributes the member edited saved. The Serving Categories the member had view rights for were cleared.
- If a member was involved with more than 100 groups, when the member logged into Access ACS, the groups did not display. Instead, the error message "Value cannot be Null: parameter name: source" displayed.
- When changing an individual's position in a group at any level other than the class level, Access ACS created a change request. When accepted and applied, the changes were not made in ACS People Suite.
- When approving a change request on a user-defined field that contained an apostrophe, an error displayed.
- When merging guest users and keeping either address (guest or existing), the change request added a new phone number even if the phone number was not included to be merged.
- "The object reference not set to an instance of an object" displayed when merging several guest users.
- The phone number on the security profile did not display the same phone number as the member's member profile or information in ACS People Suite. If you updated the phone number in ACS People Suite and uploaded to Access, the phone number updated everywhere else in the program, but not on the security profile.
- Access ACS displayed pledges marked forgiven as due.
- When the head and spouse have different member statuses, the Family Directory printed one email address from a random person in the family on the directory.
- When selecting multiple options from a User-defined list field with 25 or more options and processing the individual report, not all of those selected options processed. The report did not display accurately.
- When a member registered as a guest and an administrator merged that guest user and kept both email addresses, the member did not receive emails at one address telling them to log in with a different e-mail account.
- When merging a guest user and opting not to keep the original email address in People, the error "Procedure or function 'ACR_AddChangeRequestEMail' expects parameter '@EMailType', which was not supplied" displayed.
- Canadian clients did not see local ZIP codes in Access ACS.