




# View My Giving History

The **My Giving History** tab displays your contribution history for a selected year. To make a contribution, click **Give Online**.

Your member picture, personal information, and family information display across the top of the tab. To edit your personal information, click **Edit personal information** . To add a new family member to your record, click **Add new family member** . To view your family information, click **View family information** .

To select a previous year, click the **For Year** drop-down list. To print a list of your contributions, click **Print**.

## To view your contributions

1. Point to **Giving**, then click **My Giving History**.
2. Locate the **Contribution Information** section.
3. To view your ten most recent contributions, click **10 Most Recent Contributions**.
4. To view all of your contributions, click **Show All**.
5. To view only contributions made in a specific date range, click **During Date Range**. Enter the Start Date and End Date, then click **Go**.



### Note

Recent online contributions may not appear until the transaction is posted to your church's financial records.

## Related Topics

- [View My Pledge History](#)

[Manage My Payment Methods](#)  
[Enter Profile Information](#)